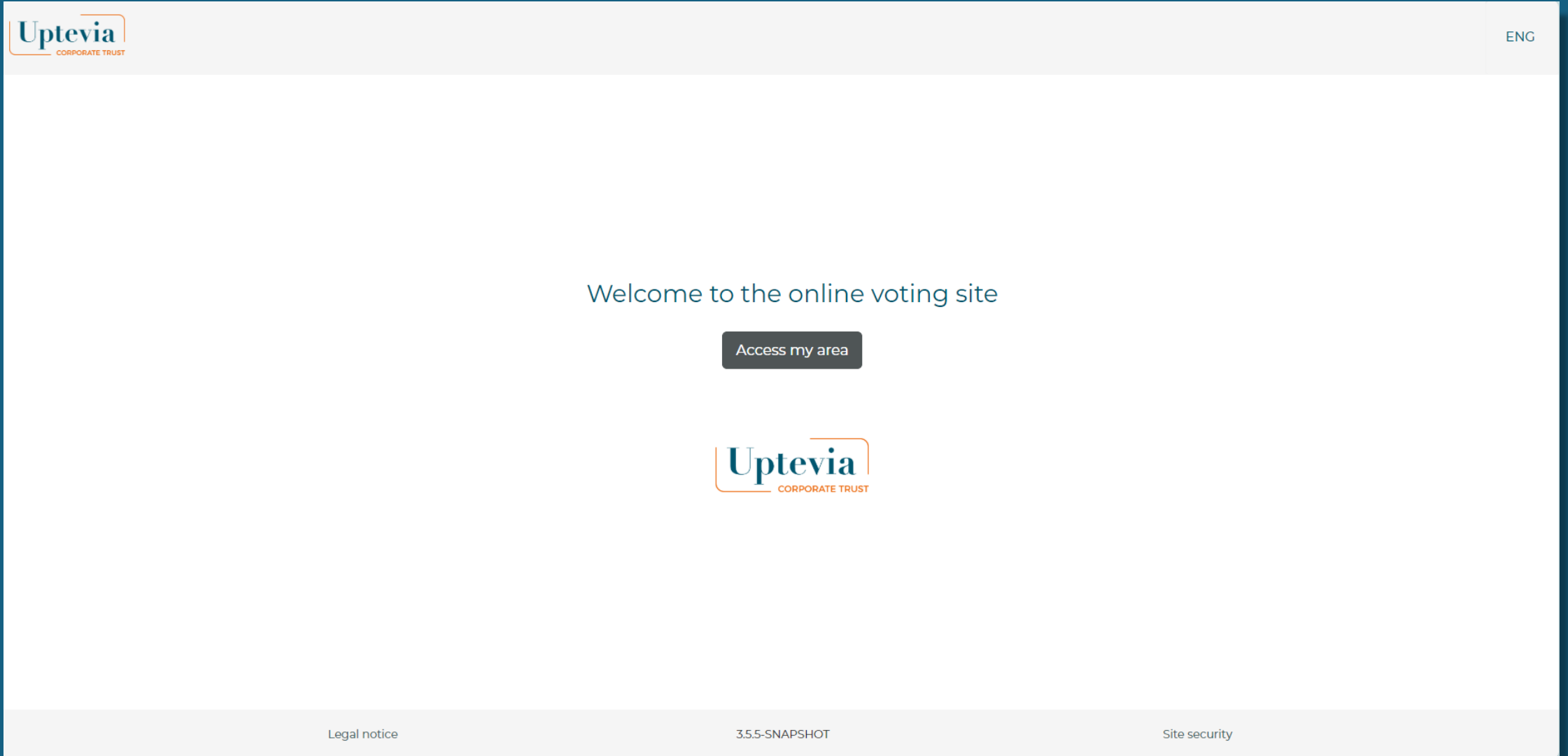


Connection userguide to VoteAG



How do I log on the site for the first time?

(Administered registered and external populations)

1 Access to your personal space

Enter your login received via the invitation and the temporary code sent in a separate email or via the voting form received by post.

we invite you to log in
www.voteag.com
LOGIN : AG12345678

Login
+
Temporary code
received by email.

Please note and keep your ephemeral code with
your identifier attached to your invitation email:
YOUR EPHEMERAL CODE: 123456789

Login and temporary code received by mail via the voting form.

Number of voting rights
11180
Identifiant VoteAG / Login VoteAG : AG80702843
Code éphémère / Ephemeral code : 33152040
NE DONNE POUVOIR À : Cf. au verso (4)
pour me représenter à l'Assemblée
NOM APPOINT : See reverse (4)

2 Confirmation of your identity or request for a new identifier

If your identity is recognized, please click on "Continue".

To receive your new identifiers, please refer to the contacts mentioned in your invitation received by email or by post.

Creating your password

Once your identity is confirmed, you will receive a link by email to create your own password.

How to log in to your profile ?

3 Receiving the email



Uptevia
CORPORATE TRUST

Creating your password

Mr PRENOM NOM,

To create your password, please click on the link below then follow the instructions:

[Create my password](#)

Your password is personal and confidential, you must not communicate it under any circumstances.

Please note for security reasons, this link will expire in 2 hours. After this time, you will need to generate a new one.

PLEASE DO NOT HESITATE TO CONTACT US FOR FURTHER INFORMATION

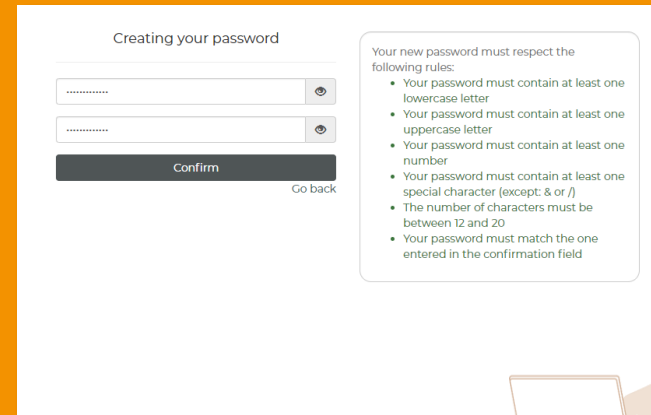
0 800 007 535

Contact form: [Uptevia Investors](#)

Uptevia
CORPORATE TRUST

You will receive an email to create your own password. Click on “Create my password”.

4 New password



Creating your password

Your new password must respect the following rules:

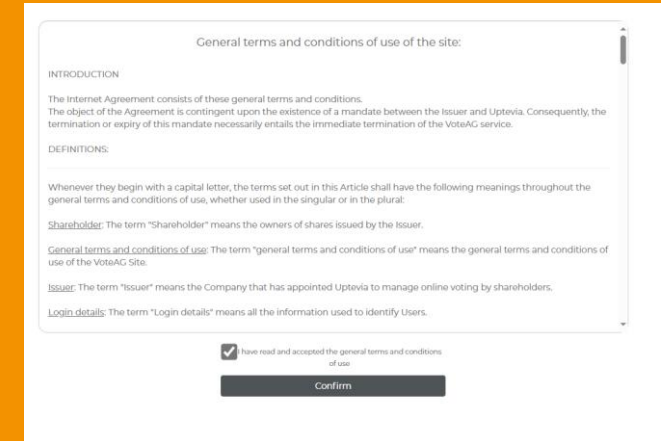
- Your password must contain at least one lowercase letter
- Your password must contain at least one uppercase letter
- Your password must contain at least one number
- Your password must contain at least one special character (except: & or /)
- The number of characters must be between 12 and 20
- Your password must match the one entered in the confirmation field

Confirm

Go back

Create your password respecting the security rules.

5 Terms and conditions



General terms and conditions of use of the site:

INTRODUCTION

The Internet Agreement consists of these general terms and conditions. The object of the Agreement is contingent upon the existence of a mandate between the Issuer and Uptevia. Consequently, the termination or expiry of this mandate necessarily entails the immediate termination of the VoteAG service.

DEFINITIONS

Whenever they begin with a capital letter, the terms set out in this Article shall have the following meanings throughout the general terms and conditions of use, whether used in the singular or in the plural:

Shareholder: The term “Shareholder” means the owners of shares issued by the Issuer.

General terms and conditions of use: The term “general terms and conditions of use” means the general terms and conditions of use of the VoteAG Site.

Issuer: The term “Issuer” means the Company that has appointed Uptevia to manage online voting by shareholders.

Login details: The term “Login details” means all the information used to identify Users.

☒ I have read and accepted the general terms and conditions of use.

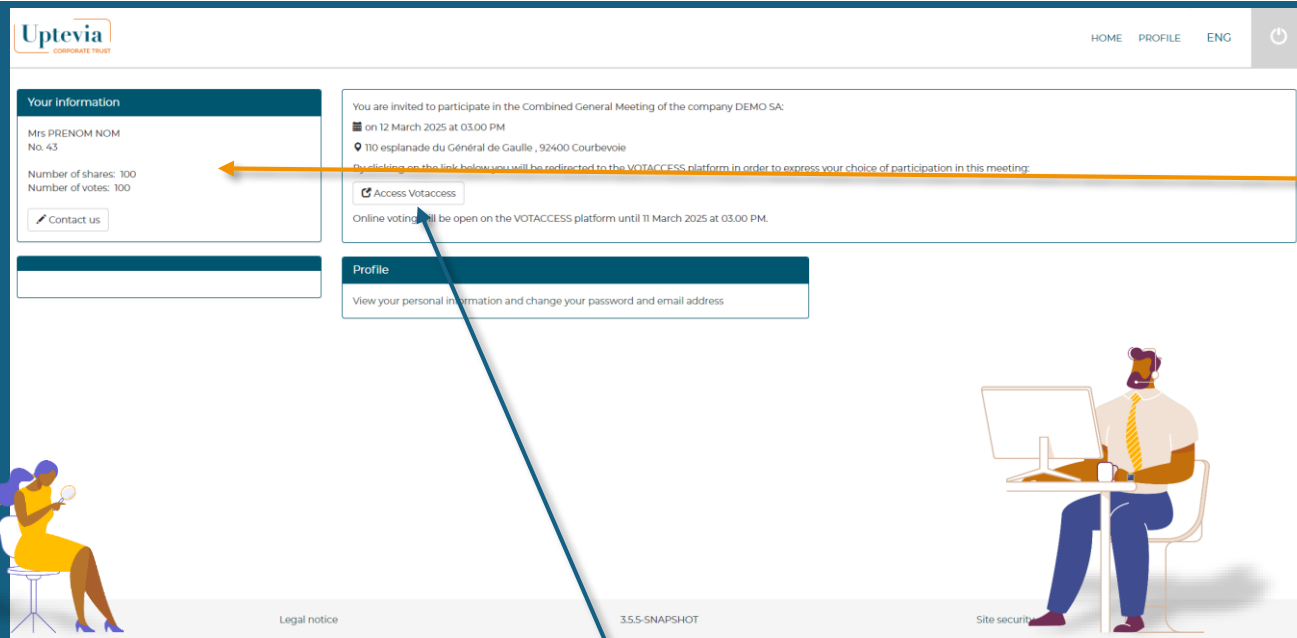
Confirm

In order to finalize your password, you must accept the general terms and conditions of the platform.

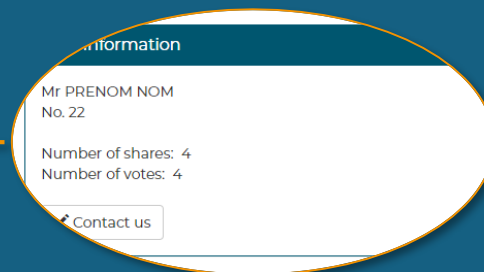
You now have access to VoteAG.

How to get to Votaccess?

6 Homepage



Once your password is created, you will access the VoteAG homepage.



You will be able to view the number of securities and voting rights. You have the possibility to contact us if you note incorrect data.

7 Votaccess

In Votaccess, you can consult the General Meeting documentation and follow the instructions after choosing your participation method:

- Vote on resolutions
- Grant the President a proxy
- Request an admission card
- Grant a proxy to a third party

Access Votaccess via this link to view the General Meeting and vote online.

